

NVR-B3111.27.50.191108 Release Notes

Zhejiang Uniview Technologies Co., Ltd.

NVR-B3111.27.50.191108 Release Notes

Keywords: Version information, usage notes, precautions.

Abstract: This document provides information about the **NVR-B3111.27.50.191108** board software, including version information, usage notes, precautions, and features.

Acronym

| Acronym | Full Name |
|---------|------------------------|
| NVR | Network Video Recorder |

Contents

- 1 Version Information..... 3**
 - 1.1 Version Number3
 - 1.2 Applied Product Models3
 - 1.3 Release History3
- 2 Usage Notes 4**
- 3 Software Features 4**
- 4 Version Change Description 5**
 - 4.1 Feature Change Description5
 - 4.2 Operation Change Description7
- 5 Related Documents and Delivery Method..... 7**
- 6 Version Upgrade Guidance 8**
 - 6.1 Precautions.....8
 - 6.2 Upgrade Procedure8
 - 6.3 Upgrade Through the System Interface.....8
 - 6.4 Upgrade Through the Web Interface.....9

1 Version Information

1.1 Version Number

NVR-B3111.27.50.191108

1.2 Applied Product Models

Table 1 Applied Product Models

| Product Models | Description |
|----------------|--|
| NVR304-16E-B | 4 slots, 16-ch, H.264 and H.265, 4K ultra HD. |
| NVR304-32E-B | 4 slots, 32-ch, H.264 and H.265, 4K ultra HD. |
| NVR304-16EP-B | 4 slots, 16-ch, 16 PoE interfaces, H.264, H.265, 4K ultra HD. |
| NVR304-32EP-B | 4 slots, 32-ch, 16 PoE interfaces, H.264, H.265, 4K ultra HD. |
| NVR308-16E-B | 8 slots, 16-ch, H.264 and H.265, 4K ultra HD, RAID |
| NVR308-32E-B | 8 slots, 32-ch, H.264 and H.265, 4K ultra HD, RAID |
| NVR308-64E-B | 8 slots, 32-ch, H.264 and H.265, 4K ultra HD, RAID |
| NVR308-32R-B | 8 slots, 32-ch, H.264 and H.265, 4K ultra HD, RAID, hot-pluggable disk drives |
| NVR308-64R-B | 8 slots, 32-ch, H.264 and H.265, 4K ultra HD, RAID, hot-pluggable disk drives |
| NVR316-32R-B | 16 slots, 32-ch, H.264 and H.265, 4K ultra HD, RAID, hot-pluggable disk drives |
| NVR316-64R-B | 16 slots, 32-ch, H.264 and H.265, 4K ultra HD, RAID, hot-pluggable disk drives |

1.3 Release History

Table 2 Released Versions

| Version No. | Basic Version No. | Released On |
|------------------------|------------------------|-------------|
| NVR-B3111.27.50.191108 | NVR-B3111.27.45.191015 | 2019-11-08 |
| NVR-B3111.27.45.191015 | NVR-B3111.27.40.190905 | 2019-10-15 |
| NVR-B3111.27.40.190905 | NVR-B3111.27.36.190817 | 2019-09-05 |
| NVR-B3111.27.36.190817 | NVR-B3111.27.35.190801 | 2019-08-17 |
| NVR-B3111.27.35.190801 | NVR-B3111.27.30.190712 | 2019-08-01 |
| NVR-B3111.27.30.190712 | NVR-B3111.27.25.190621 | 2019-07-12 |
| NVR-B3111.27.25.190621 | NVR-B3111.27.20.190523 | 2019-06-21 |
| NVR-B3111.27.20.190523 | B3126P35 | 2019-05-23 |
| B3126P35 | B3126P30 | 2019-04-29 |
| B3126P30 | B3126P25 | 2019-04-02 |

| | | |
|----------|-----------------|------------|
| B3126P25 | B3126P23 | 2019-02-25 |
| B3126P23 | B3126P11 | 2018-12-26 |
| B3126P11 | B3125P30 | 2018-10-22 |
| B3125P30 | B3125P27 | 2018-09-03 |
| B3125P27 | B3125P26 | 2018-07-26 |
| B3125P26 | B3125P21 | 2018-07-21 |
| B3125P22 | B3125P21 | 2018-07-26 |
| B3125P21 | B3125P10 | 2018-07-07 |
| B3125P10 | B3123P23 | 2018-05-21 |
| B3123P30 | B3123P23 | 2018-05-31 |
| B3123P23 | B3123P21 | 2018-04-21 |
| B3123P21 | B3123P20 | 2018-04-04 |
| B3123P20 | B3123P10 | 2018-03-14 |
| B3123P10 | B3122P31 | 2018-01-29 |
| B3122P31 | B3122P25 | 2017-11-29 |
| B3122P25 | B3122P16 | 2017-10-24 |
| B3122P16 | B3122P10 | 2017-09-26 |
| B3122P10 | B3121P21 | 2017-08-21 |
| B3121P35 | B3121P21 | 2017-10-25 |
| B3121P21 | B3121P20 | 2017-07-20 |
| B3121P20 | B3121P07 | 2017-06-14 |
| B3121P07 | Initial release | 2017-04-14 |

2 Usage Notes

None.

3 Software Features

Table 3 Software Features

| Service | Feature |
|--------------------------|---|
| Audio and video decoding | H.264 and H.265, 4K resolution display, up to 16Mbps bit rate. |
| Data storage | Local storage of recordings in hard disk(s). |
| Web-based management | Web-based user interface for device configuration and management. |

4 Version Change Description

4.1 Feature Change Description

Table 4 NVR-B3111.27.20.190523 Feature Changes

| Item | Feature | Description |
|----------------------|--|---|
| Newly added features | H.265 | Auto switch to H.265 when first connected is enabled by default. |
| | UNP client software upgrade | Upgrade UNP client software to SoftEther VPN. |
| | Live view without plug-in | Live view is available without plug-in on the Web interface. |
| | LPR | Add license plate recognition display page. |
| | New local interface | New local GUI; New interaction design in wizard, channel configuration, playback and VCA. |
| Improved features | Retrieve password | Retrieve password by email and mobile client. |
| | Preset patrol | Up to 32 presets are allowed for one preset patrol. |
| | Playback in main stream | Playback in standard definition automatically switches to main stream for a maximized window. |
| | Separate permissions | Separate channel live view and audio permissions. |
| | Alarm configuration | Add human body detection. |
| | Improve switching performance when maximizing/restoring window | For connected Topsee cameras, live video starts quickly when maximizing or restoring window. |
| | Face recognition | Support adding face snapshots to face library. |
| Deleted features | None | None. |

Table 5 B3126P11 Feature Changes

| Item | Feature | Description |
|----------------------|----------------------------|--|
| Newly added features | LPR | Whitelist/blacklist vehicle plate recognition. |
| | Heat map | Support heatmap statistics and export. |
| | GA/T1400 | Upload face & plate snapshots to VMS. |
| | Add device without account | Scan to add NVR on app without cloud account. |
| | Onvif | Support Profile S. |
| | Pattern unlock | Support drawing pattern to unlock. |
| | Alarm push notification | Push alarm notification traversing NAT. |
| | Web maintenance | Add net detection & network flow. |
| | Auto add IPC | Automatic search and add IPC for 1-SATA NVR with zero configuration. |
| | GDPR | Add GDPR privacy statement. |
| Improved | Improved PTZ presets | Configurable PTZ preset name. |

| Item | Feature | Description |
|------------------|----------------------------------|----------------------------------|
| features | Improved live view startup speed | IPC live view starts up quickly. |
| Deleted features | None | None. |

Table 6 B3125P10 Feature Changes

| Item | Feature | Description |
|-------------------|---------------------------|---|
| New features | Video&Image DB (Phase 1) | Vehicle license plate recognition and search. |
| | Alarm report | Alarm report in non-subscribe mode, with configuration added on local interface. |
| | Multicast | Add uplink RTSP multicast function |
| Improved features | POS | Supports AVE protocol. Changed the Start Before setting to 5sec on POS playback page and added a refresh button. |
| | U-Code | U-Code configuration for sub and third streams. |
| | VCA alarm | Added object left behind and removal alarms |
| | APP collaboration | Improves image display speed on APP. |
| | Playback | Supports 32x playback on VMS-B200 |
| | CDN (RTMP) | Added channel-based CDN configuration |
| | Prompt to change password | Added a message prompting user to change temporary password |
| | Device connection | Supports adding channels in batch via RTSP |
| Deleted features | None | None |

Table 7 B3123P10 Feature Changes

| Item | Feature | Description |
|-------------------|-------------------------------------|--|
| New features | Add IPC across Internet | Add IPCs to the NVR across the Internet. |
| | SNMP | System time obtainable. |
| | POS connection | Connect to POS and display POS OSD. |
| Improved features | Improved diagnostic info collection | Support the backup of IPC logs on NVR. |
| | Alert configuration | Added two alert types: array degrade and array damaged. |
| | Alarm window | Displays alarm status with two tabs and added multiple alarm types. |
| | Web recording download | Include recording start and end times in filenames for easier differentiation. |
| | Maintenance info collection | Added network bandwidth statistics on the Web. |
| Deleted features | None | None |

Table 8 B3122P25 Feature Changes

| Item | Feature | Description |
|-------------------|----------------------------|--|
| New features | None | None |
| Improved features | None | None |
| Deleted features | Face recognition (phase I) | Used with USB intelligent analysis device to provide blacklist and whitelist functions. Only 4 Series –B model supports this function. |

Table 9 B3122P10 Feature Changes

| Item | Feature | Description |
|-------------------|--|--|
| New features | Face recognition (phase I) | Used with USB intelligent analysis device to provide blacklist and whitelist functions. Only 4 Series –B model supports this function. |
| | USB connected burner | Connect to an external USB burner to burn recordings to a disc. Supported by some models only. |
| | Fisheye (phase III) | Add dewarping function for 5 Series and marking function for 3 Series. |
| | Connection to new 4K fisheye camera models | Connectable with certain new models of 4K fisheye cameras and supports back-end dewarping. |
| Improved features | TLS/SSL | Achieves complete SSL/TLS encryption. |
| | Maintenance info storage | Save space by saving maintenance logs to hard disks. |
| | IPC upgrade by cloud | Adds a Check button (to check for update) and displays latest version info. |
| | 3G/4G | Adds custom mode for access points. |
| | Playback | Allows user to choose third stream for playback. |
| | Alarm triggered preview | Supports multi-window display for alarm-triggered preview. |
| | N+1 function | Supports IPC connected by RTSP. |
| | Parameter configuration | Increases image quality levels from 6 to 9. |
| Password policy | Added an enable/disable setting and changed some policy. | |
| Deleted features | None | None |

4.2 Operation Change Description

None

5 Related Documents and Delivery Method

Table 10 Related Document List

| Manual Name | Manual Version | Delivery |
|-------------------------------------|----------------|----------------------|
| Network Video Recorders Quick Guide | V1.00 | Deliver with device. |

6 Version Upgrade Guidance

6.1 Precautions

- This software system includes a software program mirror (Program.bin). Before you start upgrade, please back up configuration data through the system or Web interface in case the upgrade fails.
- Maintain proper network connection and power supply during the upgrade.

6.2 Upgrade Procedure

The version can be upgraded through the system interface and the Web interface, both support cloud upgrade.

6.3 Upgrade Through the System Interface

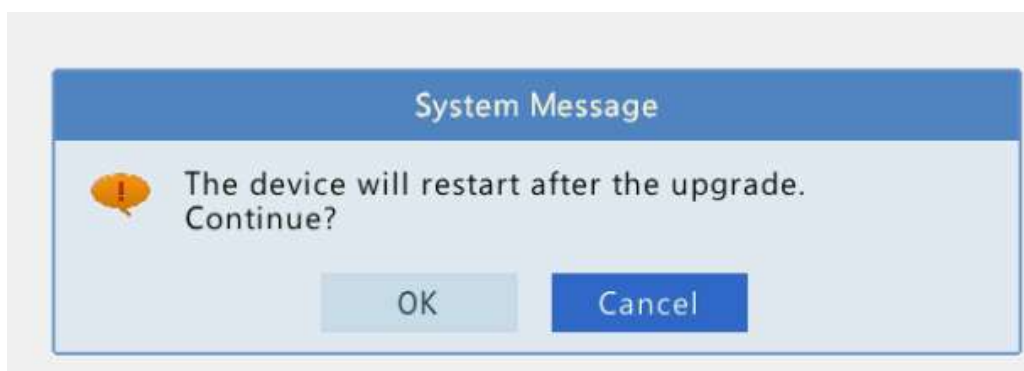
The system interface provides two options for upgrading the system software: local upgrade using a USB drive and cloud upgrade.

1. Local upgrade

Before you start, copy the correct upgrade file to the root directory of the USB drive.

- (1) Plug the USB drive into the USB interface on the NVR.
- (2) Log in to the system interface as “admin”.
- (3) Click **Maintain > Upgrade**.
- (4) Click **Upgrade**, select the upgrade file from the drop-down list, and then click **Upgrade**. A prompt message appears.
- (5) Click **OK**.

Figure 1 Prompt Message



- (6) The NVR will restart automatically when the upgrade is completed.

2. Cloud upgrade

Before you start, check that the NVR is correctly connected to the public network.

- (1) Click **Maintain > Upgrade**, and then click **Check** to check for the latest version.

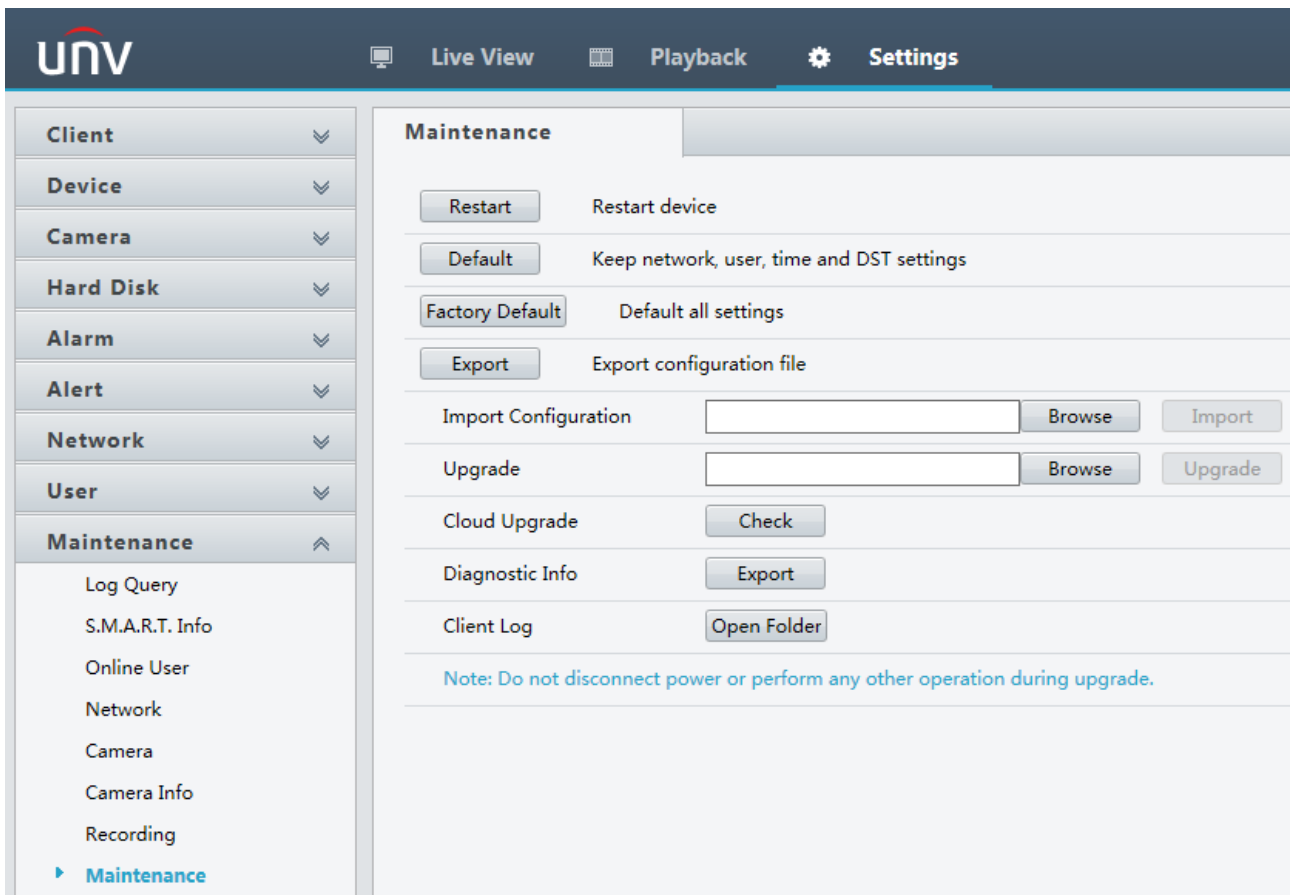
- (2) Click **Upgrade** after a newer version is detected.

6.4 Upgrade Through the Web Interface

Perform the following steps to upgrade through the Web interface:

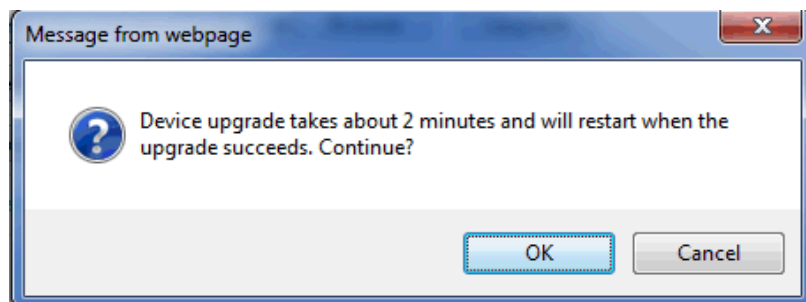
- (1) Log in to the Web interface as “admin”.
- (2) Click **Settings > Maintenance > Maintenance**.

Figure 2 System Maintenance



- (3) Click **Browse** right to the **Upgrade** field, select the **Program.bin** file to upgrade, and then click **Upgrade**.
- (4) If the NVR is connected to the public network, you may also click **Check** to perform a cloud upgrade. If a newer version is detected, a prompt message will appear. Click **OK** to start upgrade.

Figure 3 Prompt Message



- (5) The NVR will restart automatically when the upgrade is completed.

© 2018 Zhejiang Uniview Technologies Co., Ltd. All Rights Reserved.

No part of this manual may be reproduced or transmitted in any form or by any means without prior written consent of Zhejiang Uniview Technologies Co., Ltd.

The information in this manual is subject to change without notice.